

The Personal Learning Device (PLD) Initiative

Briefing for Parents

A PRESENTATION BY
MINISTRY OF EDUCATION, SINGAPORE



Agenda

- Information on NDLP and the PLD initiative
- PLD Funding and information
- Important dates to take note



The National Digital Literacy Programme and the PLD Initiative

An Overview

The National Digital Literacy Programme (NDLP)

1. The NDLP was launched in March 2020 to help students **strengthen their digital literacy and acquire digital skills** needed to navigate an increasingly digitalised world.
2. Under the NDLP, every secondary school student will **own a school-prescribed Personal Learning Device (PLD)**. Students may use funds from their Edusave Account to pay for the PLD.



THE NATIONAL DIGITAL LITERACY PROGRAMME AND PLD INITIATIVE

Intended Outcomes of the PLD Initiative

The use of the PLD for teaching and learning aims to:



Support the Development of Digital Literacy



Support Self-Directed and Collaborative Learning



Enhance Teaching and Learning

Transforming Education Through Technology (EdTech) Masterplan 2030

Nine Digital Competencies

The 9 digital competencies are described below:

1. Digital Safety & Security

Understanding of online behaviour and awareness of how to protect oneself in the online space

2. Digital Responsibility

When navigating the online space, demonstrate respect for oneself and others, and practise safe, responsible, and ethical use

3. Digital Knowledge Currency

Keep up-to-date with technological developments and the use of digital resources, as part of learning for life

4. Computational Thinking

Employ computational thinking together with technological tools to solve problems, e.g. when developing and testing solutions

5. Digital Info Management

Employ effective strategies to locate information and resources, and exercise discernment by evaluating the accuracy, credibility, and relevance of information. Distil and synthesise essential content from the often large amount of information available online

6. Digital Communication, Collaboration & Participation

Leverage digital platforms and tools to communicate ideas, connect with others, and contribute constructively to a common goal

7. Data Competencies

Read, understand, interpret, manipulate, analyse, and present data in meaningful ways

8. Device & Software Operations

Understand how devices and software work in order to use them effectively and productively

9. Coding & Programming

Utilise a variety of digital methods such as block-based programming, text-based programming, or prompt engineering to create digital artefacts, or to develop, test and debug solutions

Supporting Students in the Safe and Effective Use of the Devices

Supporting Students in the Safe and Effective Use of the Devices

Supporting Safe and Effective Use of PLD

MOE has put in place measures to provide students with a safer digital learning environment:



**Cyber Wellness
Education**



**School-Based
Learning Routines**



**Device
Management
Application (DMA)**



SAFE AND EFFECTIVE USE OF DEVICES

Supporting Students in the Safe and Effective Use of the Devices

The school has measures in place to enable a safer digital environment for learning with the use of PLDs, e.g.

- School rules on digital device use
- Classroom management and routines
- Educating students on Cyber Wellness
- Partnering parents/guardians to ensure that students are well-supported in their use of technology for learning
- Device Management Application (DMA) to support a safer digital environment for learning



SAFE AND EFFECTIVE USE OF DEVICES

Cyber Wellness Education in CCE

Educating students on Cyber Wellness

MOE has made significant changes to the Character and Citizenship Education (CCE) curriculum. Cyber Wellness lessons will feature significantly in these lessons.

Throughout their Secondary School education, students will learn about:

- Balanced use and self control
- Cyber bullying and Upstanding
- How to be a positive influence online
- How to handle online falsehoods
- How to manage social media (peer influence, emotions, echo chambers)
- Online relationship and Online safety (grooming, self disclosure)
- To respect intellectual property rights

SAFE AND EFFECTIVE USE OF DEVICES

Parents'/Guardians' Role

- We would like to partner parents/guardians so that that students are well supported in their use of technology for learning.
- As parents/guardians, you can help in the following ways:
 - Model good digital habits for your child/ward e.g. parents/guardians not using devices during family meals.
 - Know your child/ward well, and have conversations with your child/ward about safe and responsible use of technology.
 - Discuss and come up with ground rules for internet/device usage that both your child/ward and you can agree with.
 - Encourage your child/ward to use productivity tools using his/her PLD, to organise information and simplify tasks for efficiency.

Role of the DMA in Providing a Safer Digital Environment for Learning



PROVIDING A SAFER DIGITAL ENVIRONMENT FOR LEARNING

Device Management Application Installation

- Your child's/ward's PLD will be installed with a Device Management Application (**DMA**) to provide a safer digital environment for learning.
- Installation of the DMA will be performed after the collection of the device. Students will be guided on the installation.
- This applies to both devices purchased through the school and pre-existing student-owned devices.
- The DMA will be **funded by MOE** and will be **uninstalled** from the device **when your child/ward graduates/leaves the school.**



PROVIDING A SAFER DIGITAL ENVIRONMENT FOR LEARNING

In-School DMA Settings (Default)

Schools will determine DMA settings for **in-school use**. As a default, these settings will continue to be in place after school as well:

- MOE and the school will set the level of web content filtering, including filtering out objectionable content or content that may not be conducive to teaching and learning (e.g. social media, pornography, gambling, or websites containing extremist content)
- The school will determine the apps and programs to be installed to support teaching and learning



PROVIDING A SAFER DIGITAL ENVIRONMENT FOR LEARNING

Providing Parents/Guardians with Greater Choice of After-School DMA Parent Options

	DEFAULT	OPTION A Modify DMA settings	OPTION B Disable DMA settings
FILTERING OF <u>WEB CONTENT</u>	MOE/ School sets the level of filtering	Parent can apply additional filters	No content filtering
CONTROL OF <u>APPLICATIONS</u>	Parent cannot install additional applications	Parent can install additional applications*	Parent can install additional applications
LIMITS TO <u>SCREEN TIME</u>	School sets limits for screen time	Parent can modify limits for screen time	No limits to screen time
MONITORING OF <u>CYBER ACTIVITIES</u>	Parent can monitor child's browser history	Parent can monitor child's browser history	No data is collected. Parent cannot monitor child's use of the device through the DMA.

- Having default school settings continue after school hours is the best option for parents/guardians who prefer not to, or do not feel ready to manage their child's/ward's device use on their own.
- Parents/guardians can request to change their choice of DMA settings at any time.

Deciding on the Choice of After-School DMA Parent Option

Parents/guardians may wish to consider the following questions before deciding on which After-School DMA Parent Option is best for your child/ward.

1. Child's/ward's current device usage habits

- How much time does my child/ward spend on their device?
- How well is my child/ward able to regulate their device usage on their own?
- Does my child/ward get easily distracted while doing online learning?

2. Parents'/Guardians' involvement

- How confident and familiar am I with managing my child's/ward's cyber wellness?
- Are there existing routines and open conversations on the use of the Internet at home?
- Am I aware of how to prevent different types of cyber threats that my child/ward might face?

PROVIDING A SAFER DIGITAL ENVIRONMENT FOR LEARNING

Data Collected by the DMA

The DMA does **NOT** collect any of the following data:

- Login IDs and passwords entered into websites or into any applications
- Actions performed (e.g. posts, online comments, items added to a shopping cart, etc.) when visiting websites and using apps
- Documents and photos stored in the PLDs
- PLD location
- Webcam videos and microphone recordings



Device and Funding Information



Personal Learning Device

10.2"
Retina display

Launched in
2021



A13
Bionic
chip

Storage: 64 GB

Wi-Fi
487 g

The school will be using the **9th Gen Apple iPad** for teaching and learning.

Total Cost with GST: \$850.20*

(indicative price)



Personal Learning Device Bundle




Enhanced Device Bundle

The Enhanced Device Bundle that includes:

- 1) a 9th Gen Apple iPad (10.2"), 64GB,
- 2) a Logitech Ruggedized Combo 3 and
- 3) a Logitech Crayon Digital Pencil for iPad
- 4) a Matte Screen Protector

* 3-year warranty and 3-year insurance (iPad only)

* 2 repairs or 1 replacement claim



Compatibility

SINGAPORE
STUDENT
LEARNING SPACE
LEARN ANYTIME, ANYWHERE, AT ANY PACE

Cost Effectiveness



Students eligible for subsidy	Remarks
Students under MOE FAS	one off subsidy of \$350.00 will be provided with the remaining balance be paid through your child's Edusave.
Students under School-based FAS	A one-off subsidy of \$200.00 will be provided with the remaining balance be paid through your child's Edusave.
Non FAS SC Students & IS/SPR	<p>Payment will be in full through Edusave for SC students. In the event that Edusave is insufficient, the remaining balance will be paid in cash.</p> <p>IS/SPR will pay by cash.</p>

* Please approach the school if additional help is required.



What's Next?

WHAT'S NEXT?

Parental Consent for Procurement

singpass

Parents with Singpass can access the Parental Consent for the Purchase of Personal Learning Device (PLD) via the following link:

<https://go.gov.sg/pdlpadmin> *



Instructions

Purchase of Personal Learning Device (PLD)

Instructions

The purpose of this form is to collate information from students for onboarding to the Pers Learning Programme (PDLP), one of the components under the National Digital Literacy Pr will need your child's / ward's particulars to complete this form

1. Name of child / ward

NORTHLAND SECONDARY SCHOOL

NORTHBROOKS SECONDARY SCHOOL

NORTH VISTA SECONDARY SCHOOL

* Parents/Guardians without Singpass can request for the hardcopy letter via your child's/ward's form teacher.

WHAT'S NEXT?

For Singapore Citizens (SC) Students

Time Frame	Activity
18 Jan 2024	<p>Submit Parental Consent for the Purchase of Personal Learning Device (PLD) via the FormSG link on the previous slide.</p> <p>Parents without access to Singpass can submit their consent via hardcopy, which includes the following:</p> <ul style="list-style-type: none">• Intent to Purchase Personal Learning Device (PLD);• Standing Order for Use of Edusave Account; and• Authorisation Form.
Term 2	Collection of devices by students

(Government & Government-Aided Schools) Personalised Digital Learning Programme

Purchase of Personal Learning Device (PLD)

5. I wish to purchase the PLD bundle facilitated by the school.

Please note that the PLD bundle will come installed with a Device Management Application (DMA).

X NO

✓ YES

6. Is your child / ward a Singapore Citizen?

X NO

✓ YES

7. I would like to use my child's / ward's Edusave to purchase the PLD bundle.

MOE will set up a PDLP Standing Order for your child to ensure that Edusave is deducted when your child is billed for the PDLP using School Bill.

X NO

✓ YES

I understand that where there are insufficient Edusave funds to pay for the PLD bundle, I will pay for the remaining balance in cash.

* Subjected to availability of stocks. Confirmed date and details of collection will be shared nearer the date.

WHAT'S NEXT?

For Permanent Residents / International Students

Time Frame	Activity
18 Jan 2024	Submit Parental Consent for the Purchase of Personal Learning Device (PLD) which includes the following: <ul style="list-style-type: none">• Intent to Purchase Personal Learning Device (PLD);• Authorisation Letter Through hardcopy letter
Await school billing	Parent/Guardian to make payment via Giro/PayNow
Term 2	Collection of devices by students

** Subjected to availability of stocks. Confirmed date and details of collection will be shared nearer the date.*



WHAT'S NEXT?

Collection of Devices

Your child/ward will be collecting his/her device in school **from Term 2.**

- If you would like to verify the condition of the device during collection with your child/ward:
 - You may arrange to collect the device **at the vendor's service/collection centre*** or appoint an adult proxy to do so.
 - Your child/ward would need to bring the device to school and arrange for the school's IT department to install the DMA.


Please approach the school for further advice or clarification if you would like to make this arrangement.


* Parents/Guardians (or adult proxy) will **not** be able to collect the PLD from the school.

WHAT'S NEXT?

Important Contacts / Helplines

To access / find out more about...	Contact / Helpline
This deck of slides	https://northbrookssec.moe.edu.sg/ (after 9 th Jan 2024)
Edusave balance	6260 0777 (official MOE hotline)
Financial assistance	67524311 (school general office)





SOARING YET ROOTED



Thank You